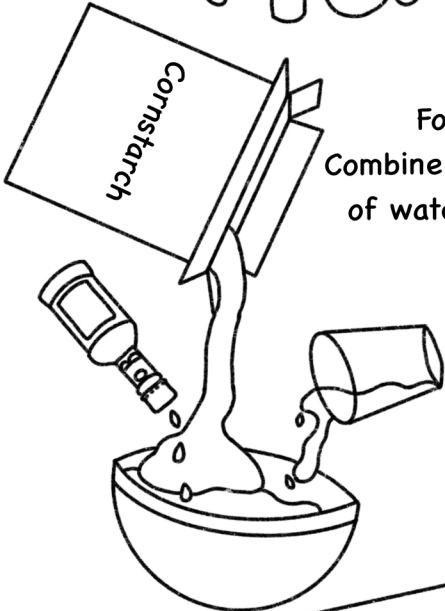
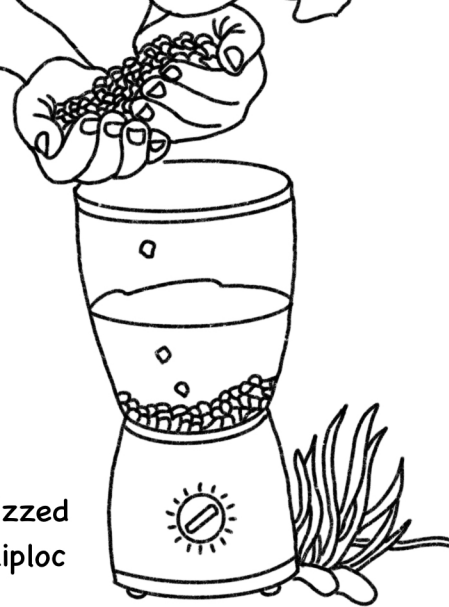


Under The Sea

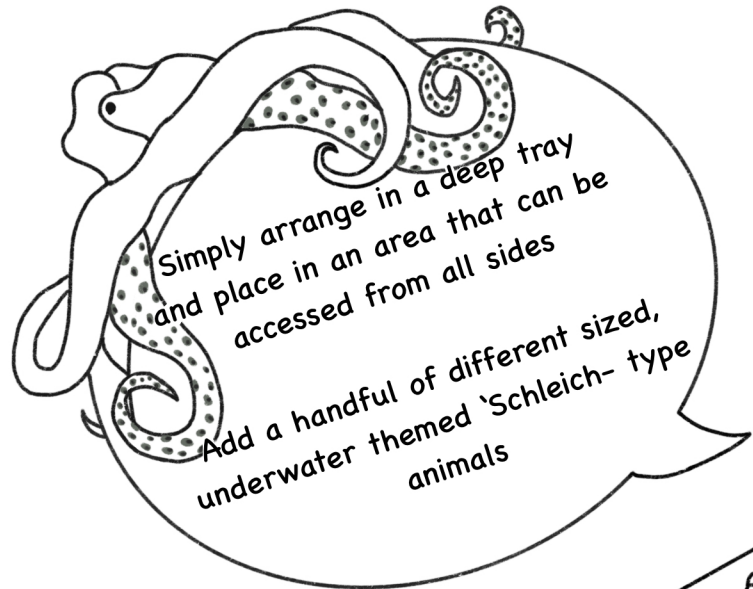


For the sea you will need to:
Combine 1½ cups of cornstarch with 1 cup
of water and a few drops of blue food
colouring



For the sand you will need:
Two handfuls of stale cereal whizzed
in the blender or crushed in a ziploc
bag

This will create -oobleck- a
substance that hardens/liquifies on
fast movement!



Simply arrange in a deep tray
and place in an area that can be
accessed from all sides

Add a handful of different sized,
underwater themed 'Schleich- type
animals



As your little(s) begin to show signs of
boredom, add a healthy squirt of
shaving cream/squirty cream for
"Waves" to keep the fun going!

once you've finished with this activity, give it a new lease of life as a colouring sheet for your little(s)

© www.thevitaminproject.com X @cornersofmy 2022

share your creations using #6weeksofTVDP to be featured on our channels

